

DISPLAYONE®  
EXHIBIT SYSTEM

DISPLAYONE®  
**Messenger·X**

**PRICELIST**  
**AND**  
**PRODUCT SPECIFICATIONS**

Updated APR 2011

**CONSORT**  
DISPLAY GROUP

2129 Portage Street | Kalamazoo, MI 49001

**phone:** 800.525.6424 | **fax:** 888.880.6341 | **web:** [www.consort.com](http://www.consort.com) | **email:** [info@consort.com](mailto:info@consort.com)

# New Color for Display**ONE**!



Display One is now available in both the original matte black anodized aluminum, and now, matte platinum silver anodized w/matching Lexan connectors.

**Please note the correct model number when ordering. Silver is indicated by an "SL" suffix.**

## Table of Contents

<b>DisplayONE Stands &amp; Components</b>	<b>4</b>
Single Panel Units	4
Single Panel Units / Exploded View	5
Double Panel Units	6
Triple Panel Units	6, 7
Expansion Units	7
Floor Model Conversion Kits	8
Tabletop Conversion Kit	8
Tabletops	8
Presentation Podium	9
Podium Components	9
Square Towers	9
Triangle Towers	10
X-Towers	10
Components	
Horizontal Bars	11, 12
Tubes	12
Feet	13
Other	13, 14
Attaching Methods	14
<b>Messenger-X Stands &amp; Components</b>	<b>15</b>
Velcro® Compatible Fabric Panels	16
Product Lead Times	17
Warranty	17
Inspection Policy	18
Distribution Policy	18
Terms & Conditions of Sales	18
Shipments of Orders	18
Rush Charges	18
Custom Orders	18
Cancellation of Orders	19
Return Policy	19

Display One is available with a Cam Lock or DownStop™ Lock.

**Cam Lock**

- The original Display One Exhibit System is manufactured with three-piece uprights (Lower Tube, Intermediate Tube and Telescoping Tube). Each piece is approximately 32" long.
- The Telescoping Tube utilizes an "eccentric Cam" which locks when the Telescoping Tube is twisted to keep the Telescoping Tube at the desired height.

**DownStop™ Lock**

- Display One is available with two-piece uprights (Lower Tube and Telescoping Tube) and the DownStop Lock. Each piece is almost 50" long.
- The DownStop Lock is attached to the Lower Tube and replaces the Cam.

- The Telescoping Tube stays automatically at the desired height when it is released after it is telescoped.
- The DownStop Lock system does not require twisting the Telescoping Tube to keep the Telescoping Tube in place.

**Parts Organizing Pouch**

Unless noted otherwise, all parts for units and packages are shipped in roll-up reusable fabric pouches.

**Color**

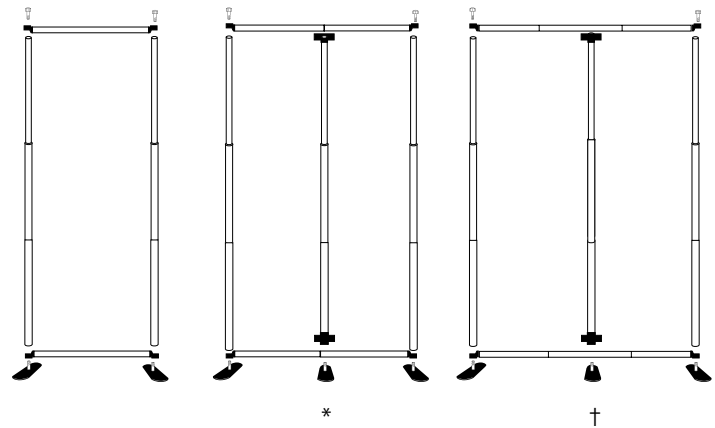
Indicate your color preference by model number - The "SL" suffix indicates Silver.

**See next page for exploded view and parts breakdown.**

**CAM**

**94" H SINGLE (adjustable 40" h - 94" h)**

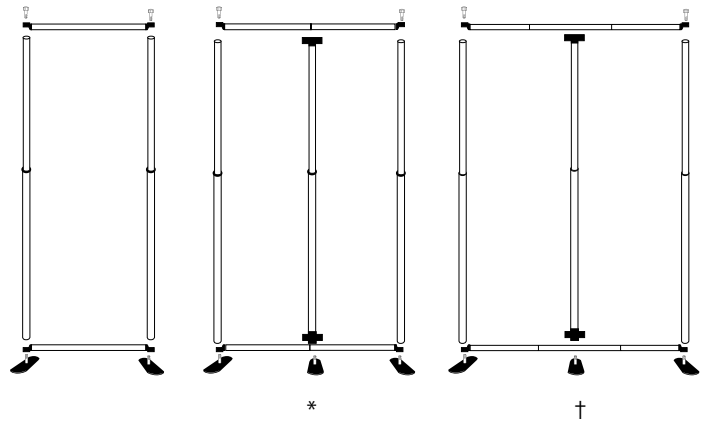
Part# (Black)	Part# (Silver)	Panel Width	Est. Wt.	List Price
E2094S	E2094S-SL	21"	10 lbs	\$329.00
E2494S	E2494S-SL	25"	10 lbs	339.00
E3094S	E3094S-SL	31"	10 lbs	349.00
E3694S	E3694S-SL	37"	10 lbs	360.00
E4694S	E4694S-SL	47"	11 lbs	390.00
E6094S*	E6094S-SL*	61"	12 lbs	515.00
E7294S*	E7294S-SL*	73"	17 lbs	719.00
E8494S*	E8494S-SL*	85"	17 lbs	749.00
E9694S†	E9694S-SL†	97"	17 lbs	820.00
E10894S†	E10894S-SL†	109"	17 lbs	849.00
E12094S†	E12094S-SL†	121"	17 lbs	899.00



**DOWNSTOP**

**94" H SINGLE (adjustable 53" h - 94" h)**

Part# (Black)	Part# (Silver)	Panel Width	Est. Wt.	List Price
E2094SD2	E2094SD2-SL	21"	10 lbs	\$329.00
E2494SD2	E2494SD2-SL	25"	10 lbs	339.00
E3094SD2	E3094SD2-SL	31"	10 lbs	349.00
E3694SD2	E3694SD2-SL	37"	10 lbs	360.00
E4694SD2	E4694SD2-SL	47"	11 lbs	390.00
E6094SD2*	E6094SD2-SL*	61"	12 lbs	515.00
E7294SD2*	E7294SD2-SL*	73"	17 lbs	719.00
E8494SD2*	E8494SD2-SL*	85"	17 lbs	749.00
E9694SD2†	E9694SD2-SL†	97"	17 lbs	820.00
E10894SD2†	E10894SD2-SL†	109"	17 lbs	849.00
E12094SD2†	E12094SD2-SL†	121"	17 lbs	899.00

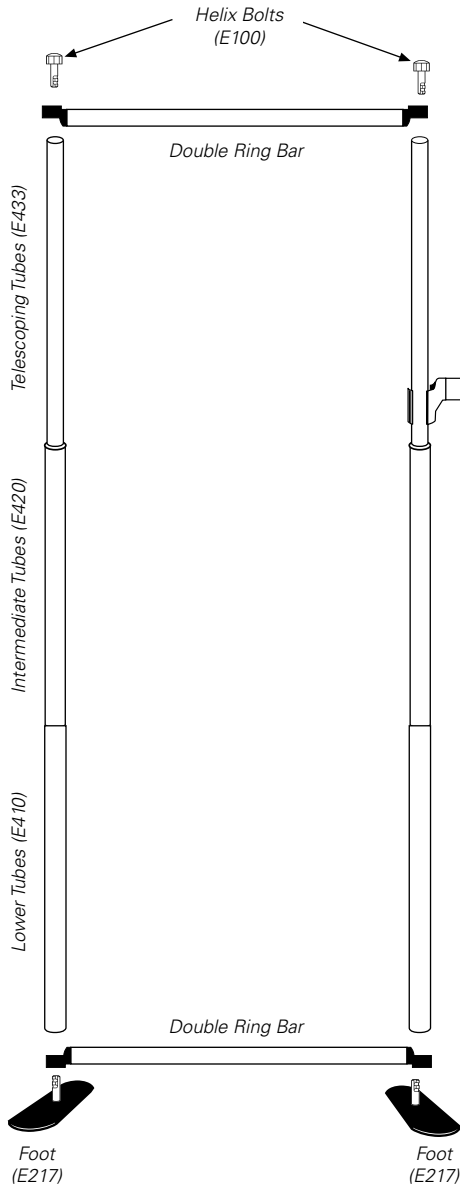


*Note: The center supporting upright for 60" and wider displays are positioned behind the graphic panel.*

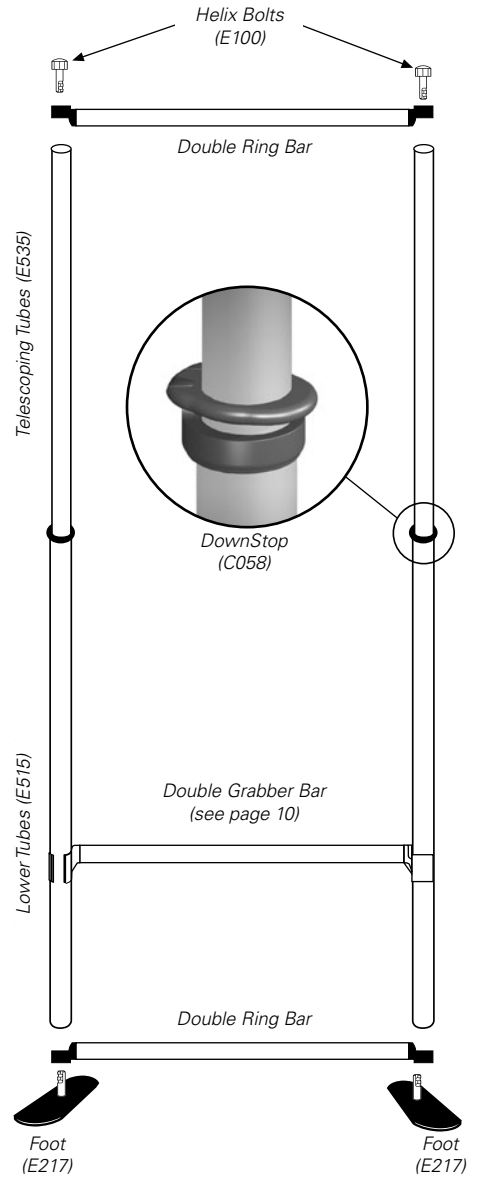
\* Horizontals are two piece. † Horizontals are three piece.

# SINGLE PANEL UNITS

## Exploded View



**Cam Lock Unit**



**DownStop™ Unit**

Note: Display One components are packaged in Cordura Nylon "Organizing Pouches" (see page 13)

## DOUBLE PANEL UNITS

For even numbers of panels, use included Spacers as shown.

### CAM

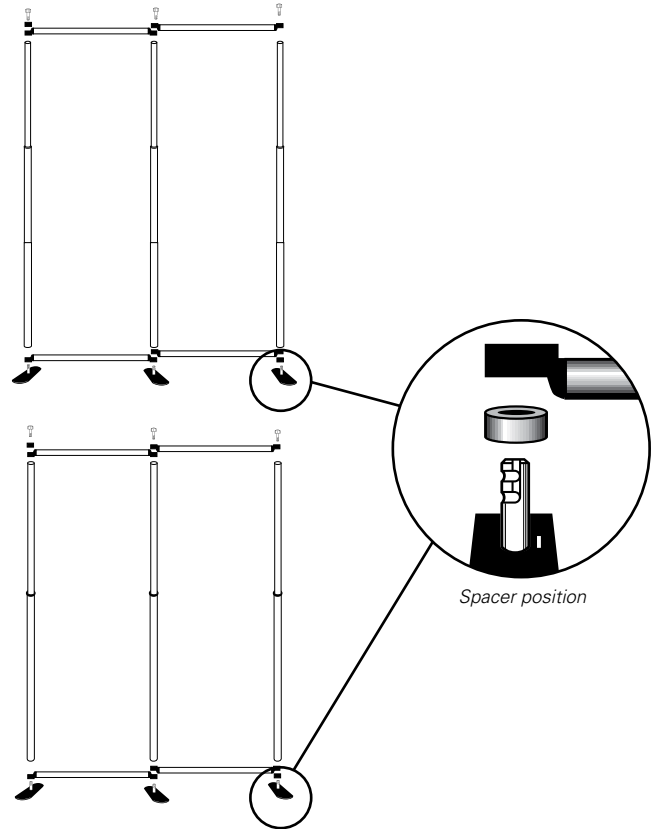
#### 94" H DOUBLE (adjustable 40" h - 94" h)

Part# (Black)	Part# (Silver)	Panel Width	Est. Wt.	List Price
2EC20	2EC20-SL	21"	16 lbs	\$575.00
2EC24	2EC24-SL	25"	16 lbs	595.00
2EC30	2EC30-SL	31"	17 lbs	615.00
2EC36	2EC36-SL	37"	17 lbs	637.00
2EC46	2EC46-SL	47"	18 lbs	699.00
2EC60	2EC60-SL	61"	20 lbs	925.00

### DOWNSTOP

#### 94" H DOUBLE (adjustable 53" h - 94" h)

Part# (Black)	Part# (Silver)	Panel Width	Est. Wt.	List Price
2ED20	2ED20-SL	21"	16 lbs	\$575.00
2ED24	2ED24-SL	25"	16 lbs	595.00
2ED30	2ED30-SL	31"	17 lbs	615.00
2ED36	2ED36-SL	37"	17 lbs	637.00
2ED46	2ED46-SL	47"	18 lbs	699.00
2ED60	2ED60-SL	61"	20 lbs	925.00

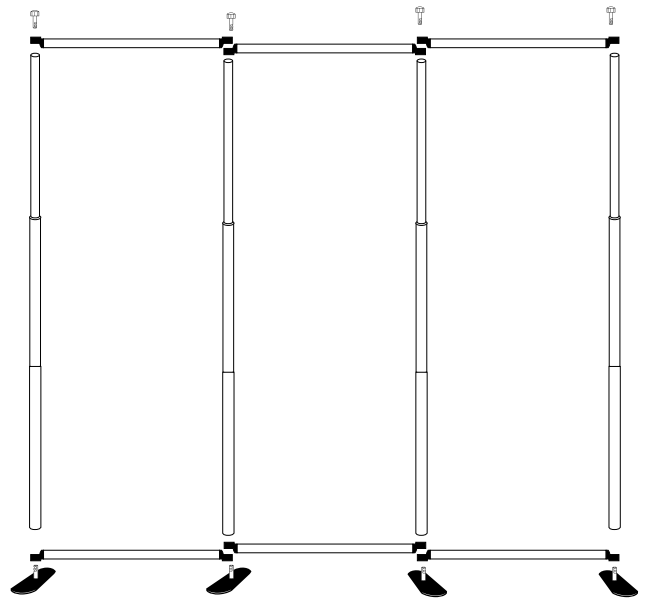


## TRIPLE PANEL UNITS

### CAM

#### 94" H TRIPLE (adjustable 40" h - 94" h)

Part# (Black)	Part# (Silver)	Panel Width	Est. Wt.	List Price
3EC20	3EC20-SL	21" ea	21 lbs	\$750.00
3EC24	3EC24-SL	25" ea	21 lbs	780.00
3EC2446	3EC2446-SL	47" center 25" sides	22 lbs	815.00
3EC3036	3EC3036-SL	37" center 31" sides	22 lbs	815.00
3EC30	3EC30-SL	31" ea	22 lbs	799.00
3EC3046	3EC3046-SL	47" center 31" sides	22 lbs	839.00
3EC3646	3EC3646-SL	47" center 37" sides	24 lbs	839.00
3EC36	3EC36-SL	37" center	22 lbs	845.00
3EC46	3EC46-SL	47" sides	24 lbs	879.00

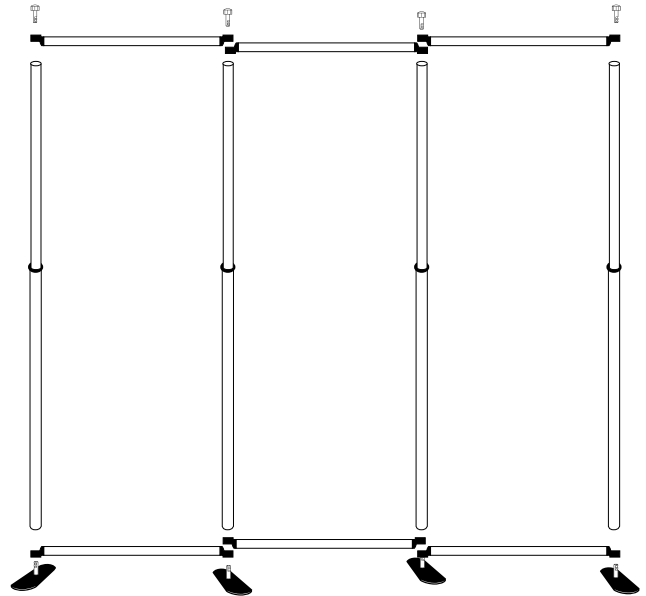


## TRIPLE PANEL UNITS

### DOWNSTOP

#### 94" H TRIPLE (adjustable 53"h - 94"h)

Part# (Black)	Part# (Silver)	Panel Width	Est. Wt.	List Price
3ED20	3ED20-SL	21" ea	21 lbs	\$750.00
3ED24	3ED24-SL	25" ea	21 lbs	780.00
3ED2446	3ED2446-SL	47" center 25" sides	22 lbs	815.00
3ED3036	3ED3036-SL	37" center 31" sides	22 lbs	815.00
3ED30	3ED30-SL	31" ea	22 lbs	799.00
3ED3046	3ED3046-SL	47" center 31" sides	22 lbs	839.00
3ED3646	3ED3646-SL	47" center 37" sides	24 lbs	839.00
3ED36	3ED36-SL	37" center	22 lbs	845.00
3ED46	3ED46-SL	47" sides	24 lbs	879.00



## EXPANSION UNITS

Use to add panels to existing floor models. Expansion Units are comprised of one upright (three-piece with cam or two-piece with DownStop), one 17 1/2" x 3" foot, one hlix bolt and two horizontal bars. Includes organizing pouch.

### CAM

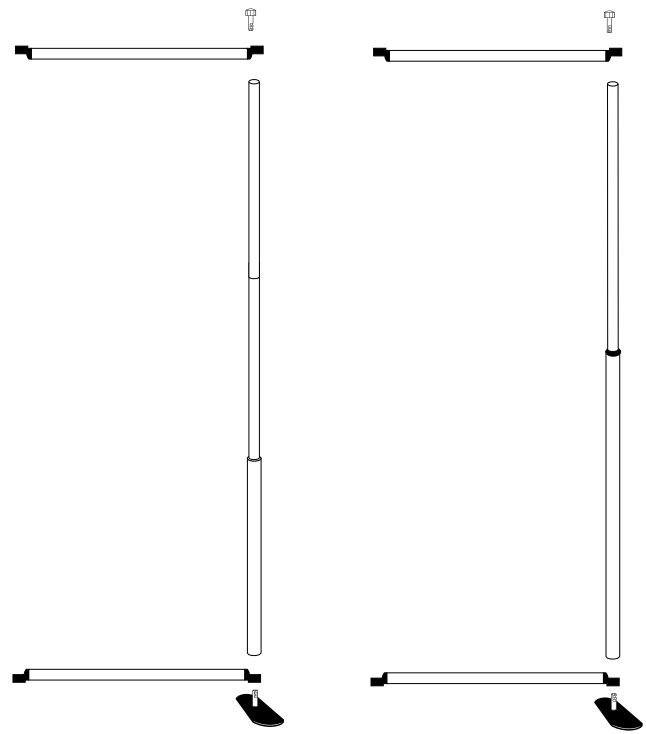
#### 94" H CONNECTOR (adjustable 40"h - 94"h)

Part# (Black)	Part# (Silver)	Panel Width	Est. Wt.	List Price
E2094C	EC2094C-SL	21"	6 lbs	\$249.00
E2494C	EC2494C-SL	25"	6 lbs	259.00
E3094C	EC3094C-SL	31"	7 lbs	269.00
E3694C	EC3694C-SL	37"	7 lbs	279.00
E4694C	EC4694C-SL	47"	7 lbs	309.00
E6094C*	EC6094C-SL*	61"	8 lbs	399.00

### DOWNSTOP

#### 94" H CONNECTOR (adjustable 53"h - 94"h)

Part# (Black)	Part# (Silver)	Panel Width	Est. Wt.	List Price
E2094CD2	E2094CD2-SL	21"	6 lbs	\$249.00
E2494CD2	E2494CD2-SL	25"	6 lbs	259.00
E3094CD2	E3094CD2-SL	31"	7 lbs	269.00
E3694CD2	E3694CD2-SL	37"	7 lbs	279.00
E4694CD2	E4694CD2-SL	47"	7 lbs	309.00
E6094CD2*	E6094CD2-SL*	61"	8 lbs	399.00



Cam Expansion Unit

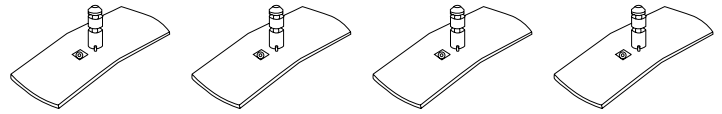
DownStop Expansion Unit

\* Horizontals are two piece.

## FLOOR MODEL CONVERSION OPTION

To convert existing Triple Panel Unit\* to a tabletop unit, order four (4) 8" long rectangular feet.

FLOOR MODEL CONVERSION OPTION				
Part# (Black)	Part# (Silver)	Size	Est. Wt.	List Price
E208	E208-SL	8" x 3"	1 lb	\$36.00 ea

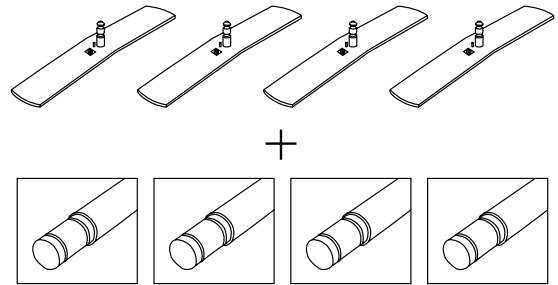


\* Cam unit minimal panel height is 40". DownStop unit minimal panel height is 55".

## TABLETOP CONVERSION OPTION (Cam Units only)

To convert existing triple panel Tabletop with cam to floor Triple Panel Unit, order four (4) 17" 1/2" x 3" feet and four (4) 32 1/2" intermediate tubes.

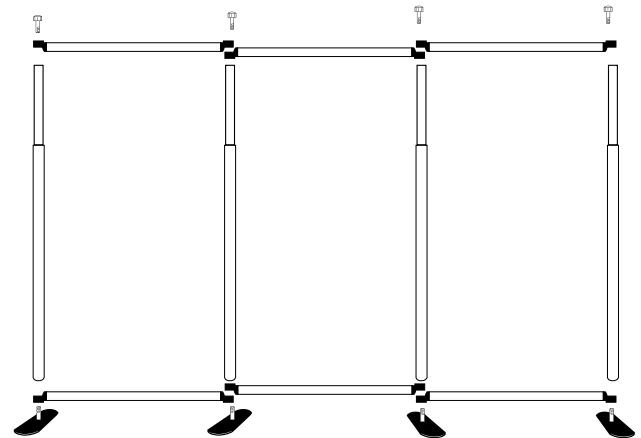
TABLETOP CONVERSION OPTION				
Part# (Black)	Part# (Silver)	Size	Est. Wt.	List Price
E217-SL	E217-SL	17 1/2" x 3"	2 lbs	\$49.00 ea
E420 (cam)	E420-SL	32 1/2"	1 lb	34.75 ea



## TABLETOPS

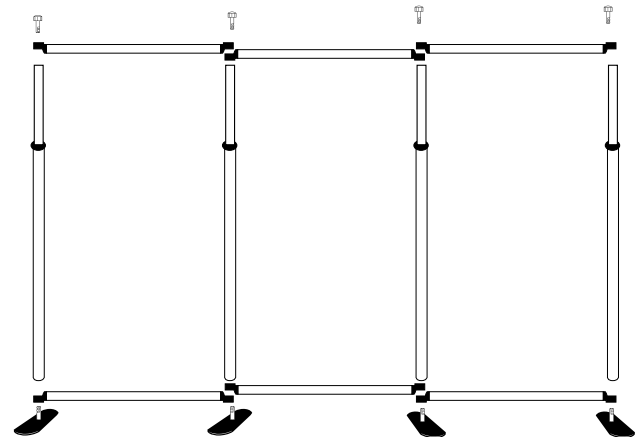
### CAM

THREE PANEL TABLETOP (adjustable 40"h - 94"h)				
Part# (Black)	Part# (Silver)	Panel Width	Est. Wt.	List Price
ETC2400	ETC2400-SL	25" ea	21 lbs	\$689.00
ETC3040	ETC3040-SL	31" ea	22 lbs	709.00
ETC1000	ETC1000-SL	37" center 25" sides	21 lbs	699.00
ETC4000	ETC4000-SL	37" center 31" sides	22 lbs	719.00
ETC3640	ETC3640-SL	37" ea	22 lbs	739.00



### DOWNSTOP

THREE PANEL TABLETOP (adjustable 40"h - 94"h)				
Part# (Black)	Part# (Silver)	Panel Width	Est. Wt.	List Price
ETD2400	ETD2400-SL	25" ea	21 lbs	\$689.00
ETD3040	ETD3040-SL	31"	22 lbs	709.00
ETD1000	ETD1000-SL	37" center 25" sides	21 lbs	699.00
ETD4000	ETD4000-SL	37" center 31" sides	22 lbs	719.00
ETD3640	ETD3640-SL	37" ea	22 lbs	739.00


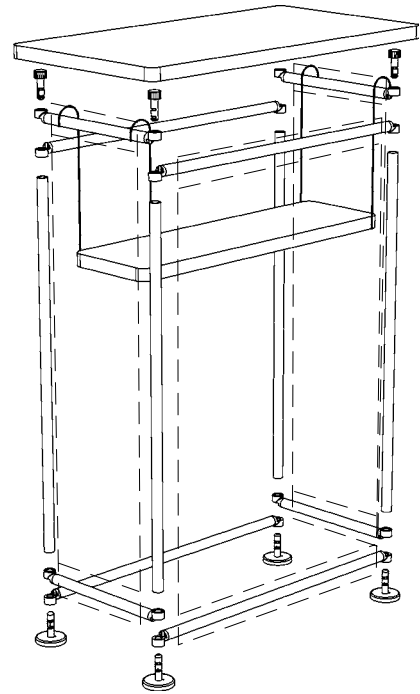


**PRESENTATION PODIUM**

Part# (Black)	Part# (Silver)	Dimensions (w, d, h)	Fabric*	Est. Wt.	List Price
EPP-W	EPP-W-SL	36" x 19" x 42"	None	20 lbs	\$745.00
EPP-V	EPP-V-SL	36" x 19" x 42"	Velcro Loop	16 lbs	855.00
EPP-B	EPP-B-SL	36" x 19" x 42"	Non-Printed	17 lbs	855.00
EPP-P	EPP-P-SL	36" x 19" x 42"	Printed	24 lbs	Call

**PODIUM COMPONENTS**

Part# (Black)	Part# (Silver)	Description	Dimensions (h, w, l)	Est. Wt.	List Price
E203	E203-SL	Round Foot	3" diameter	1 lb	\$31.00
EP-T		Top	2" x 36" x 9.5" (closed) 1" x 36" x 9.5" (open)	6 lbs	255.00
EP-S		Shelf	1" x 32" x 9.5"	3 lbs	129.00
E440	E440-SL	Upright Tube	37" h	1 lb	46.25
E013	E013-SL	Horz Tube	13 1/4" w	1 lb	20.50
E030	E030-SL	Horz Tube	30" w	1 lb	41.25
PS-T		Sleeve (top)	14" x 36" (closed)	1 lb	51.50
PS-S		Sleeve (shelf)	14" x 32" (closed)	1 lb	51.50



\* Front and side panels; open back.

Note: Presentation podium uprights (E440) are fixed height and do not telescope. Parts include display hardware, top, shelf, parts organizing pouch and fabric (if ordered). Non-printed and printed fabric are not Velcro compatible.

**SQUARE TOWERS**

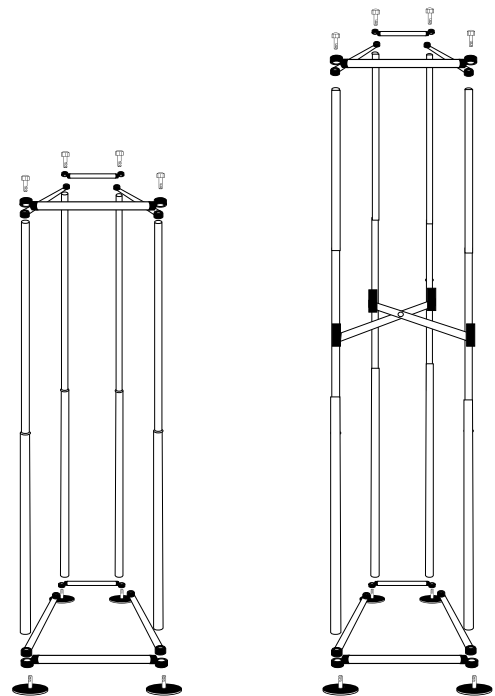
Supplied with Cam Lock Uprights.

**94" H SQUARE TOWER (adjustable 53" h - 94" h)**

Part# (Black)	Part# (Silver)	Panel Width	Est. Wt.	List Price
ESTC209	ESTC209-SL	21"	22 lbs	\$760.00
ESTC249	ESTC249-SL	25"	22 lbs	790.00
ESTC309	ESTC309-SL	31"	23 lbs	825.00
ESTC4000	ESTC4000-SL	37"	23 lbs	860.00
ESTC3640	ESTC3640-SL	47"	26 lbs	940.00

**120" H SQUARE TOWER (adjustable 53" h - 120" h)**

Part# (Black)	Part# (Silver)	Panel Width	Est. Wt.	List Price
ESTC201	ESTC209-SL	21"	29 lbs	\$1,060.00
ESTC241	ESTC249-SL	25"	30 lbs	1,110.00
ESTC301	ESTC309-SL	31"	30 lbs	1,150.00
ESTC361	ESTC4000-SL	37"	30 lbs	1,210.00
ESTC461	ESTC3640-SL	47"	33 lbs	1,350.00



94" H Square

120" H Square with X brace

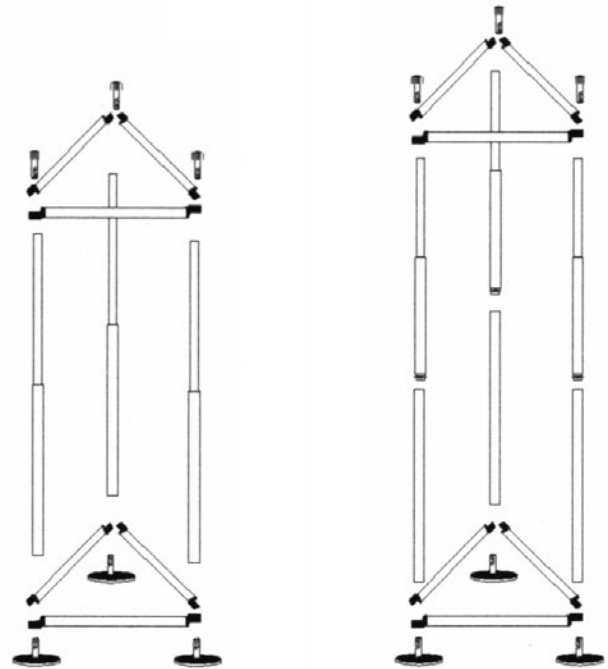
## TRIANGLE TOWERS

Horizontal bars for triangle towers are special. Regular horizontal bars will not allow triangle shape. Triangle fabrics will require special cutouts in back of top and bottom hems.

Supplied with Cam Lock Uprights.

<b>94" H TRIANGLE TOWER (adjustable 53" h - 94" h)</b>				
Part# (Black)	Part# (Silver)	Panel Width	Est. Wt.	List Price
ETTC209	ETTC209-SL	21"	15 lbs	\$600.00
ETTC249	ETTC249-SL	25"	17 lbs	625.00
ETTC309	ETTC309-SL	31"	19 lbs	650.00
ETTC369	ETTC369-SL	37"	19 lbs	675.00

<b>120" H TRIANGLE TOWER (adjustable 53" h - 120" h)</b>				
Part# (Black)	Part# (Silver)	Panel Width	Est. Wt.	List Price
ETTC201	ETTC201-SL	21"	21 lbs	\$725.00
ETTC241	ETTC241-SL	25"	21 lbs	750.00
ETTC301	ETTC301-SL	31"	22 lbs	775.00
ETTC361	ETTC361-SL	37"	22 lbs	800.00



94" H Triangle

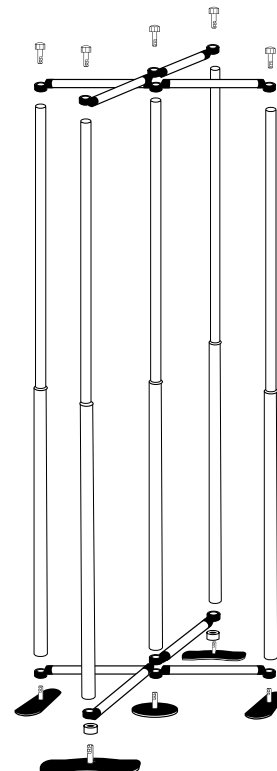
120" H Triangle

## X-TOWERS

Supplied with Cam Lock Uprights.

<b>94" H X-TOWER (adjustable 53" h - 94" h)</b>				
Part# (Black)	Part# (Silver)	Panel Width	Est. Wt.	List Price
EXTC209	EXTC209-SL	21"	24 lbs	\$990.00
EXTC249	EXTC249-SL	25"	25 lbs	1,030.00
EXTC309	EXTC309-SL	31"	26 lbs	1,060.00
EXTC369	EXTC369-SL	37"	26 lbs	1,090.00
EXTC469	EXTC469-SL	47"	28 lbs	1,155.00

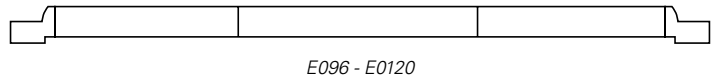
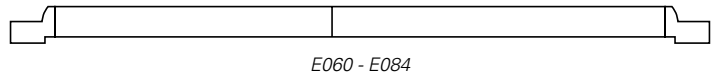
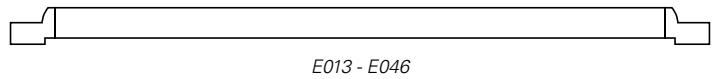
Note for Towers: DownStop™ uprights may be custom ordered in lieu of camlock at no additional charge.



## COMPONENTS - HORIZONTAL BARS

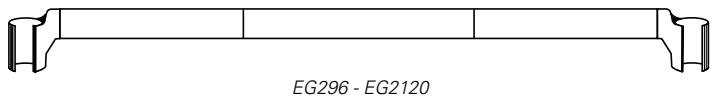
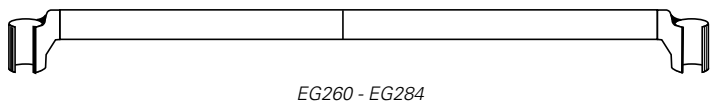
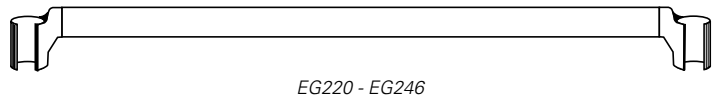
### DOUBLE RING BAR

Part# (Black)	Part# (Silver)	Width	Est. Wt.	List Price
E013	E013-SL	13 1/4"	1 lb	\$20.50
E020	E020-SL	20"	1 lb	25.75
E024	E024-SL	24"	1 lb	31.00
E030	E030-SL	30"	1 lb	36.00
E036	E036-SL	36"	1 lb	41.25
E046	E046-SL	46"	1 lb	51.50
E046-2	E046-2-SL	46"*	1 lb	67.50
E060	E060-SL	60"*	2 lbs	103.00
E072	E072-SL	72"*	2 lbs	13.00
E084	E084-SL	84"*	2 lbs	123.50
E096	E096-SL	96"†	2 lbs	170.00
E0108	E0108-SL	108"†	3 lbs	185.00
E0120	E0120-SL	120"†	3 lbs	212.00



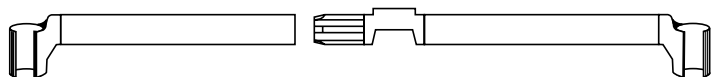
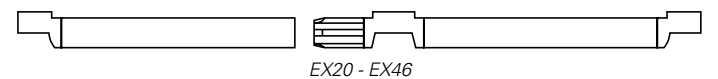
### DOUBLE GRABBER BAR

Part# (Black)	Part# (Silver)	Width	Est. Wt.	List Price
EG220	EG220-SL	20"	1 lb	\$41.25
EG224	EG224-SL	24"	1 lb	46.50
EG230	EG230-SL	30"	1 lb	51.50
EG236	EG236-SL	36"	1 lb	56.50
EG246	EG246-SL	46"	1 lb	67.00
EG246-2	EG246-2-SL	46"*	1 lb	83.00
EG260	EG260-SL	60"*	2 lbs	118.00
EG272	EG272-SL	72"*	2 lbs	129.00
EG284	EG284-SL	84"*	2 lbs	139.00
EG296	EG296-SL	96"†	2 lbs	149.00
EG2108	EG2108-SL	108"†	3 lbs	200.00
EG2120	EG2120-SL	120"†	3 lbs	216.00



### X-TOWER BAR

Part# (Black)	Part# (Silver)	Width	Est. Wt.	List Price
EX20	EX20-SL	20"	1 lb	\$62.00
EX24	EX24-SL	24"	2 lbs	72.00
EX30	EX30-SL	30"	2 lbs	82.50
EX36	EX36-SL	36"	2 lbs	93.00
EX46	EX46-SL	46"	2 lbs	113.00



### X BRACE BAR


Part# (Black)	Part# (Silver)	Width	Est. Wt.	List Price
EX20B	EX20B-SL	For 20" sq. tower	1 lb	\$62.00
EX24B	EX24B-SL	For 24" sq. tower	2 lbs	72.00
EX30B	EX30B-SL	For 30" sq. tower	2 lbs	82.50
EX36B	EX36B-SL	For 36" sq. tower	2 lbs	93.00
EX46B	EX46B-SL	For 46" sq. tower	2 lbs	113.00

\* Horizontals are two piece. † Horizontals are three piece.

## COMPONENTS - HORIZONTAL BARS (con't)

### TRIANGLE RING BAR


Part# (Black)	Part# (Silver)	Width	Est. Wt.	List Price
E020T	E020T-SL	20"	1 lb	\$25.75
E024T	E024T-SL	24"	1 lb	31.00
E030T	E030T-SL	30"	1 lb	36.00
E036T	E036T-SL	36"	1 lb	41.25



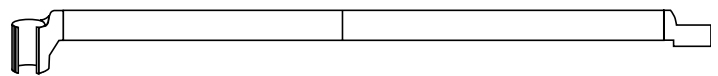
E020T - E036T

### SINGLE GRABBER BAR


Part# (Black)	Part# (Silver)	Width	Est. Wt.	List Price
EG120	EG120-SL	20"	1 lb	\$36.00
EG124	EG124-SL	24"	1 lb	41.25
EG130	EG130-SL	30"	1 lb	46.50
EG136	EG136-SL	36"	1 lb	51.50
EG146	EG146-SL	46"	1 lb	62.00
EG160	EG160-SL	60"*	2 lbs	113.00
EG172	EG172-SL	72"*	2 lbs	123.50
EG184	EG184-SL	84"*	2 lbs	134.00
EG196	EG196-SL	96"†	2 lbs	144.00
EG1108	EG1108-SL	108"†	3 lbs	195.00
EG1120	EG1120-SL	120"†	3 lbs	212.00



EG120 - EG146



EG160 - EG184



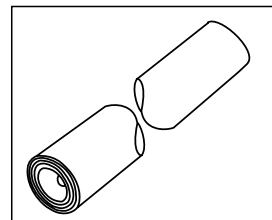
EG196 - EG120

\* Horizontals are two piece. † Horizontals are three piece.


## COMPONENTS - TUBES

### LOWER UPRIGHT TUBE

Part# (Black)	Part# (Silver)	Width	Est. Wt.	List Price
E410 cam	E410-SL	32 1/2"	1 lb	\$34.75
E415 dstop	E415-SL	32 1/2"	1 lb	45.00
E510 cam	E510-SL	49 5/8"	1 lb	51.50
E515 dstop	E515-SL	49 5/8"	1 lb	62.00



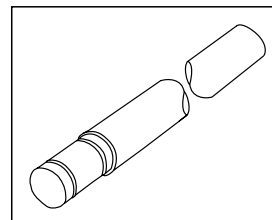
E410, E440, E510



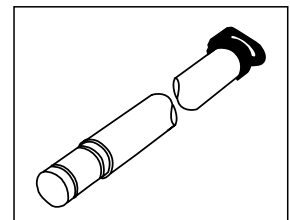
E415, E515

### INTERMEDIATE UPRIGHT TUBE

Part# (Black)	Part# (Silver)	Width	Est. Wt.	List Price
E420 cam	E420-SL	32 1/2"	1 lb	\$34.75
E425 dstop	E425-SL	32 1/2"	1 lb	45.00
E520 cam	E520-SL	49 5/8"	1 lb	51.50
E525 dstop	E525-SL	49 5/8"	1 lb	62.00



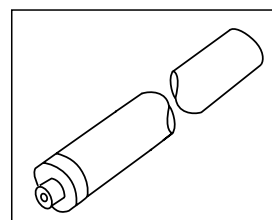
E420, E520



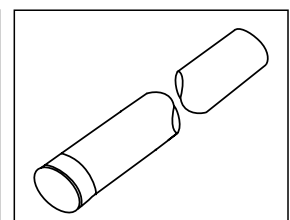
E425, E525

### TELESCOPING TUBE

Part# (Black)	Part# (Silver)	Width	Est. Wt.	List Price
E433 cam	E433-SL	32 1/2"	1 lb	\$41.00
E435 dstop	E435-SL	32 1/2"	1 lb	36.00
E530 cam	E530-SL	49 5/8"	1 lb	62.00
E535 dstop	E535-SL	49 5/8"	1 lb	56.50



E433, E530



E435, E535

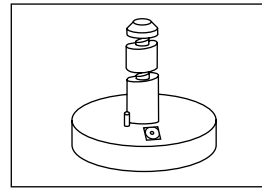
## COMPONENTS - FEET

### ROUND FOOT

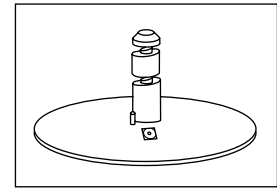
Part# (Black)	Part# (Silver)	Diameter	Est. Wt.	List Price
E203	E203-SL	3"	1 lb	\$31.00
E210	E210-SL	10"	4 lbs	77.00

### RECTANGULAR FOOT

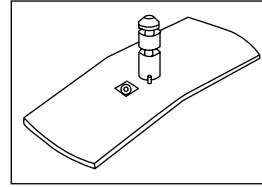
Part# (Black)	Part# (Silver)	Dimensions	Est. Wt.	List Price
E208	E208-SL	8" x 3"	1 lb	\$36.00
E217	E217-SL	17 1/2" x 3"	2 lbs	49.00



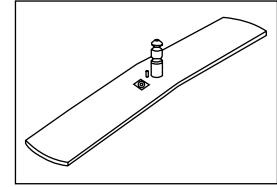
E203



E210



E208

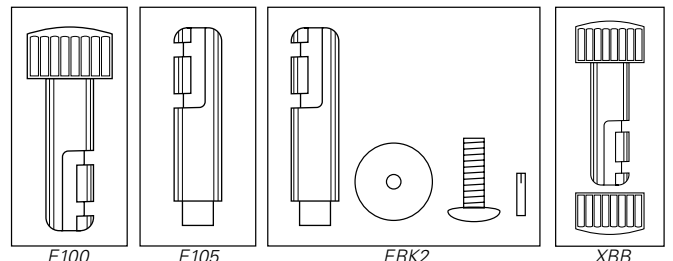


E217

## COMPONENTS - OTHER

### HELIX BOLT & FOOT STUD

Part# (Black)	Part# (Silver)	Description	Est. Wt.	List Price
E100	E100-SL	Helix Bolt	2 oz	\$14.00
E105		Foot Stud	2 oz	14.00
ERK2		Foot Repair Kit (Stud, Pin, Washer, Screw)	4 oz	16.00
XBB	XBB-SL	X-Brace Bolt Set	1 oz	20.50
E100C	E100C-SL	Double Helix Connector	3 oz	25.00

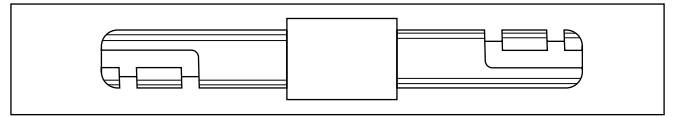


E100

E105

ERK2

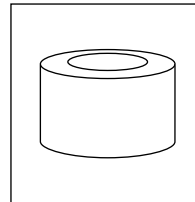
XBB



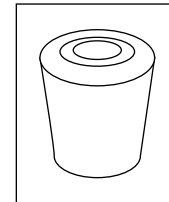
E100C

### MISCELLANEOUS

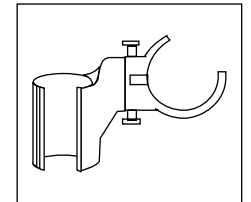
Part# (Black)	Part# (Silver)	Description	Est. Wt.	List Price
E500	E500-SL	Spacer	1 oz	N/C
E600		Foot Cap	1/2 oz	N/C
EEC		Tube Cap	1/2 oz	N/C
EUC	EUC	Upright Clamp	1 oz	\$20.00
C058	C058-SL	DownStop Lock	1 oz	3.00 net



E500



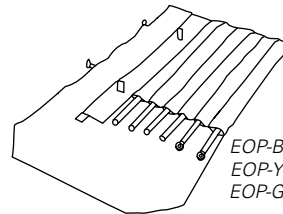
E600




EUC

### ORGANIZING POUCH

Part# (Black)	Length	Pockets	Tube / Bar Size	Est. Wt.	List Price
EOP-B	48"	6	All except 46", 49 5/8"	2 lbs	\$45.00
EOP-Y	67"	6	46", 49 5/8"	2 lbs	65.00
EOP-G	48"	10	All except 46", 49 5/8"	2 lbs	60.00



EOP-B  
EOP-Y  
EOP-G

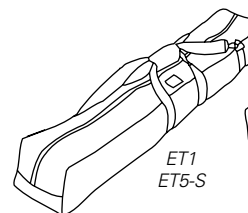


C058

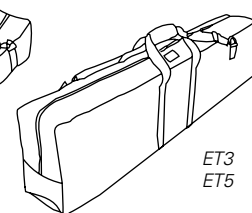
### NYLON CARRYING CASE

Part# (Black)	Description (h, w, l)	Est. Wt.	List Price
ET1*	6" x 6" x 41"	1 lb	\$98.00
ET5-S	6" x 6" x 55"	1 lb	110.00
ET3*	12" x 7" x 43"	2 lbs	139.00
ET5	12" x 9" x 55"	2 lbs	155.00

\* Cases fit Cam units only.



ET1  
ET5-S



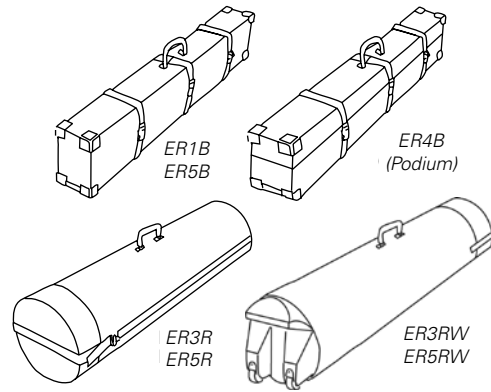
ET3  
ET5

## COMPONENTS - OTHER (for DisplayONE & Messenger-X)

### RIGID CARRYING CASE

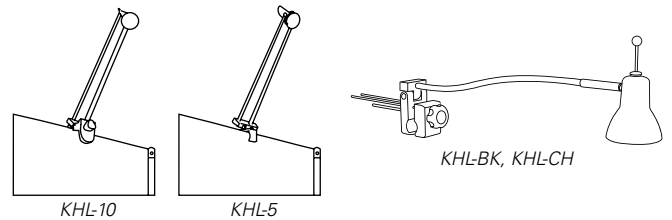
Part# (Black)	Description (h, w, l)	Est. Wt.	List Price
ER1B*	5" x 7" x 42"	7 lbs	\$165.00
ER5B	5" x 7" x 56"	11 lbs	250.00
ER4B	9 1/2" x 9 1/2" x 41"	13 lbs	245.00
ER3R*	12" w x 42" l	9 lbs	245.00
ER5R	12" w x 56" l	13 lbs	265.00
ER3RW*	12" w x 47" l (w/wheels)		285.00
ER5RW	12" w x 56" l (w/wheels)		305.00

\* Cases fit Cam units only.



### HALOGEN LIGHTS (bulb included)

Part# (Black)	Description (h, w, l)	Est. Wt.	List Price
KHL-5	Telescoping Black (8 1/2" x 23 1/4")	2 lbs	\$115.00
KHL-10	Telescoping Silver (8 1/2" x 23 1/4")	2 lbs	150.00
KHL-BK	Crane Light w/Bulb - Black	2 lbs	75.00
KHL-CH	Crane Light w/Bulb - Chrome	2 lbs	75.00
KHL-B	Halogen Light Bulb	1 lb	15.00

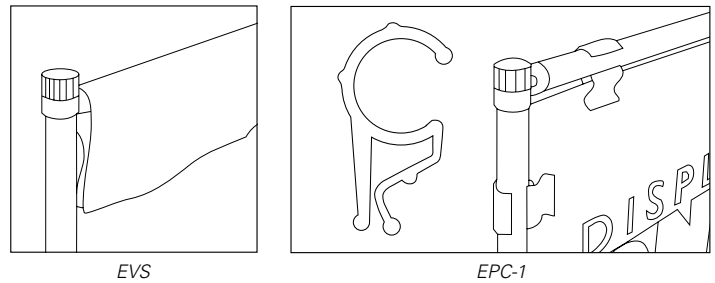


## ATTACHING METHODS (for DisplayONE & Messenger-X)

### 5" VELCRO SLEEVE (black only)

Part#	Width	Est. Wt.	List Price
EVS-20	20 7/8"	1 lb	\$25.00
EVS-24	24 7/8"	1 lb	30.00
EVS-30	30 7/8"	1 lb	35.00
EVS-36	36 7/8"	1 lb	40.00
EVS-46	46 7/8"	1 lb	50.00
EVS-60	60 7/8"	2 lbs	65.00

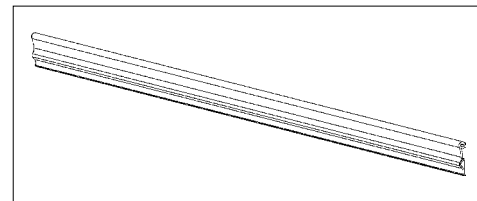
Sold in pairs of two.



### CLEAR PANEL CLIP

Part#	Fits Substrates	Est. Wt.	List Price
EPC-1	1/8" - 1/4" Thick	1 lb	\$42.00

Includes 8 clips.



GS20 - 46

### GOTCHA STRIPS (black only)

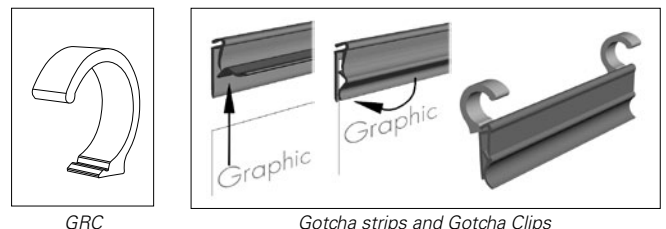
Part#	Width	Est. Wt.	List Price
GS-20	20"	1 oz	
GS-24	24"	1 oz	\$4.50
GS-30	30"	1 oz	5.00
GS-36	36"	1 oz	6.25
GS-46	46"	1 oz	7.50
			9.50

Sold individually. Gotcha Clips NOT included.

### GOTCHA CLIP

Part#	Diameter	Est. Wt.	List Price
GRC	1"	1/2 oz	\$1.00

2 Clips per strip for 20" - 30" / 3 clips per strip 36" - 46"



GRC

Gotcha strips and Gotcha Clips

**MESSENGER-X STANDS (black only)**

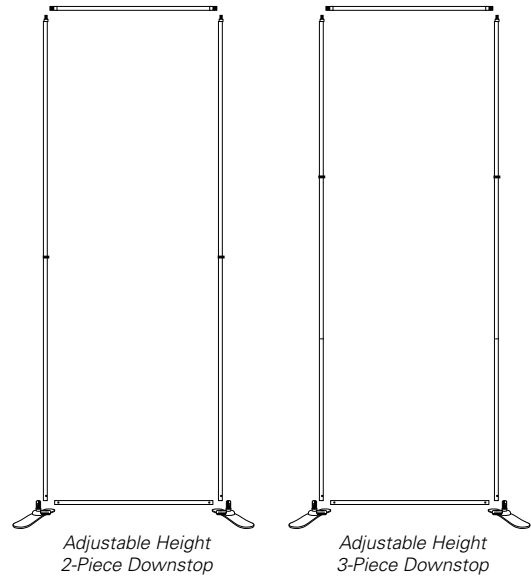
**94" H 2 pc UPRIGHT (adjustable 55" - 94" h)**

Part#	Panel Width	Est. Wt.	List Price
MX2094	21"	10 lbs	\$165.00
MX2494	25"	10 lbs	170.00
MX3094	31"	10 lbs	170.00
MX3694	37"	10 lbs	180.00
MX4694	47"	10 lbs	190.00

**94" H 3 pc UPRIGHT\* (adjustable 55" - 94" h)**

Part#	Panel Width	Est. Wt.	List Price
MX2094D3	21"	10 lbs	\$180.00
MX2494D3	25"	10 lbs	185.00
MX3094D3	31"	10 lbs	185.00
MX3694D3	37"	10 lbs	195.00
MX4694D3	47"	10 lbs	205.00

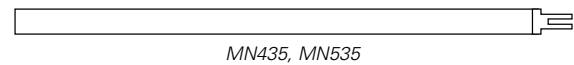
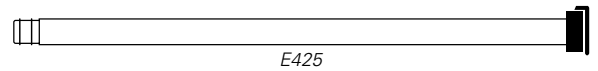
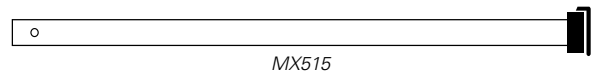
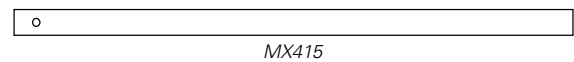
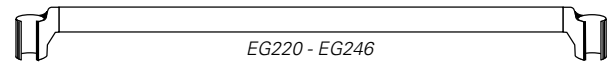
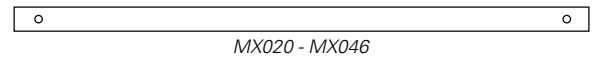
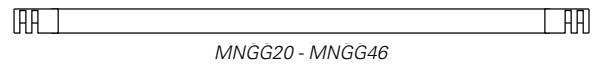
\* Verticals break down to 35 1/2"



**MESSENGER-X COMPONENTS**

**GROOVEGRIP BAR (top)**

Part#	Panel Width	Est. Wt.	List Price
MNGG20	20"	1 lb	\$15.00
MNGG24	24"	1 lb	20.00
MNGG30	30"	1 lb	25.00
MNGG36	36"	1 lb	35.00
MNGG46	46"	1 lb	40.00
MNGG46-2	46" *	1 lb	56.00



**X-BAR (bottom)**

Part#	Panel Width	Est. Wt.	List Price
MX020	20"	1 lb	\$20.00
MX024	24"	1 lb	25.00
MX030	30"	1 lb	30.00
MX036	36"	1 lb	35.00
MX046	46"	1 lb	45.00
MX046-2	46" *	1 lb	61.00

**DOUBLE GRABBER BAR**

Part#	Panel Width	Est. Wt.	List Price
EG220	20"	1 lb	\$41.25
EG224	24"	1 lb	46.50
EG230	30"	1 lb	51.50
EG236	36"	1 lb	56.50
EG246	46"	1 lb	67.00
EG246-2	46" *	1 lb	83.00

**LOWER UPRIGHT TUBE**

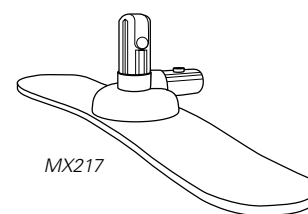
Part#	Width	Est. Wt.	List Price
MX415 (3 pc)	32 1/2"	1 lb	\$25.75
MX515 (2 pc)	49 5/8"	1 lb	41.00

**INTERMEDIATE UPRIGHT TUBE (w/downstop, 3 pc only)**

Part#	Width	Est. Wt.	List Price
E425 (3 pc)	32 1/2"	1 lb	\$45.00

**TELESCOPING TUBE**

Part#	Width	Est. Wt.	List Price
MX435 (3 pc)	33 1/2"	1 lb	\$25.00
MX535 (2 pc)	49 5/8"	1 lb	31.00



**MESSENGER-X RECTANGULAR FOOT**

Part#	Dimensions	Est. Wt.	List Price
MX217	3" w x 17 1/2" l	1.5 lbs	\$36.00
MXRK	Bagel w/Repair Kit		8.50

## VELCRO COMPATIBLE FABRIC PANELS

SINGLE SIDED VELCRO FABRIC*			
Height	Part# (Black)	Width	List Price
40" (for podium)	EV-1439P	14"	\$36.00
	EV-3139P	32"	67.00
40"	EV-2040S	21"	\$41.00
	EV-2440S	25"	46.50
	EV-3040S	31"	67.00
	EV-3640S	37"	77.00
48"	EV-2048S	21"	\$46.50
	EV-2448S	25"	51.50
	EV-3048S	31"	77.00
	EV-3648S	37"	87.50
	EV-4648S	47"	108.00
	EV-6048S	61"	129.00
60"	EV-2060S	21"	\$51.50
	EV-2460S	25"	56.50
	EV-3060S	31"	92.50
	EV-3660S	37"	103.00
	EV-4660S	47"	123.00
	EV-6060S	61"	144.00
72"	EV-2072S	21"	\$56.50
	EV-2472S	25"	62.00
	EV-3072S	31"	103.00
	EV-3672S	37"	113.00
	EV-4672S	47"	134.00
	EV-6072S	61"	154.00
84"	EV-2084S	21"	\$67.00
	EV-2484S	25"	72.00
	EV-3084S	31"	118.00
	EV-3684S	37"	129.00
	EV-4684S	47"	149.00
	EV-6084S	61"	170.00
94"	EV-2094S	21"	\$72.00
	EV-2494S	25"	77.00
	EV-3094S	31"	129.00
	EV-3694S	37"	139.00
	EV-4694S	47"	159.00
	EV-6094S	61"	180.00
108"	EV-20108S	21"	\$77.00
	EV-24108S	25"	82.50
	EV-30108S	31"	144.00
	EV-36108S	37"	154.00
	EV-46108S	47"	175.00
120"	EV-20120S	21"	\$87.80
	EV-24120S	25"	92.50
	EV-30120S	31"	159.00
	EV-36120S	37"	170.00
	EV-46120S	47"	190.00

DOUBLE SIDED VELCRO FABRIC†			
Height	Part# (Black)	Width	List Price
40"	EV-2040D	21"	\$82.00
	EV-2440D	25"	93.00
	EV-3040D	31"	134.00
	EV-3640D	37"	154.00
48"	EV-2048D	21"	\$93.00
	EV-2448D	25"	103.00
	EV-3048D	31"	154.00
	EV-3648D	37"	175.00
60"	EV-4648D	47"	216.00
	EV-2060D	21"	\$103.00
	EV-2460D	25"	113.00
	EV-3060D	31"	185.00
72"	EV-3660D	37"	206.00
	EV-4660D	47"	246.00
	EV-2072D	21"	\$113.00
	EV-2472D	25"	124.00
84"	EV-3072D	31"	206.00
	EV-3672D	37"	226.00
	EV-4672D	47"	268.00
	EV-2084D	21"	\$134.00
94"	EV-2484D	25"	144.00
	EV-3084D	31"	236.00
	EV-3684D	37"	258.00
	EV-4684D	47"	298.00
108"	EV-2094D	21"	\$144.00
	EV-2494D	25"	154.00
	EV-3094D	31"	258.00
	EV-3694D	37"	278.00
120"	EV-4694D	47"	318.00
	EV-20108D	21"	\$154.00
	EV-24108D	25"	165.00
	EV-30108D	31"	288.00
120"	EV-36108D	37"	308.00
	EV-46108D	47"	350.00
	EV-20120D	21"	\$175.00
	EV-24120D	25"	185.00
120"	EV-30120D	31"	318.00
	EV-36120D	37"	340.00
	EV-46120D	47"	380.00

\* Single sided available in all colors.

† Double sided available in black only. Other colors available subject to minimum order and longer delivery times. Please call for details.

**PRODUCT LEAD TIMES**

Units	Est. Lead Times
25 units or less	2-3 Business Days
26-100 units	5-10 Business Days
101+ units	Call for lead times
Custom Sizes	Call for lead times
Velcro® Panels	2-3 Business Days (black only)
	5-10 Business Days (all other colors)
	Qty. of 15 or more: call for lead time

**DISPLAY ONE & MESSENGER-X WARRANTY**

Display One warrants product failure, due to defects in materials or workmanship, for the periods specified below. The warranty period commences with the date of purchase, which generally is the date of invoice.

**Hardware** - Display One products are warranted for one (1) year.

**Fabric Panels** - Velcro® compatible fabric panels, non-printed fabric panels and screen-printed fabric panels are warranted for one (1) year.

**Podium Tops and Shelves** - Display One podium tops and shelves are warranted for six (6) months.

**Accessories (excluding light bulbs)** - Display One accessories are warranted for six (6) months.

**Light Bulbs** - Light bulbs furnished by Consort/Display One are warranted for thirty (30) days.

Warranty protection is voided when product is used or installed in any manner contrary to Consort/Display One specifications and/or instructions or when product is altered or modified in any way.

Defective product covered by warranty may need to be returned to Consort Display Group at owner's expense, for inspection and warranty certification. A Return Authorization Number must be obtained from Customer Service **prior** to returning any product or warranty will be voided. Defective product will be repaired or replaced, at Consort's discretion, and returned to the customer via standard UPS Ground transportation, at Consort's expense.

**INSPECTION POLICY**

Buyer agrees to examine the product delivered from Consort immediately upon receipt. Buyer agrees to advise Consort of any product quality or quantity disputes within 3 business days of receipt. Buyer will examine immediately upon receipt each Consort invoice and statement and will advise Consort of any disputed pricing, transactions or statements within 10 business days of receipt, together with a written statement specifying the reasons for such dispute. Failure to notify Consort of any dispute or of damaged goods within these time parameters shall constitute a complete waiver of any such disputes.

## **DISTRIBUTION POLICY**

Unless other territory information is agreed upon, resellers of Display One and/or Abstracta products are generally assumed to resell into areas within a 100 mile radius from their offices. However, resellers are not restricted to that radius. Consort may, from time-to-time, transmit leads to resellers based on an arbitrary radius that we understand individual resellers may cover.

Consort does not offer exclusive territory protection agreements on any other products except certain Kalamazoo Banner Works brand products with already established contracts. We are currently not accepting applications to expand the exclusive KBW territories. Note: Resellers may purchase products from authorized dealers for sale into the same exclusive territory by contacting the authorized dealer directly. Areas that are not protected may be considered open to resellers, however resellers should be aware that our direct sales representatives within the home office are also marketing into the open territories. We do not offer protection to resellers except in special instances on a time-sensitive, case-by-case basis.

## **TERMS & CONDITIONS OF SALES Effective 8/05**

Orders must be placed with a fully completed and signed purchase order, or a signed quote. Payment arrangements must be made in advance. All major credit cards are accepted. The card will not be charged until shipment has occurred. Credit applications are required to establish Net 30 terms; please call for details.

## **SHIPMENT OF ORDERS**

All orders are via UPS Ground, F.O.B. Kalamazoo, Michigan. Expedited shipping is available upon request. Purchase orders should specify the desired shipping method. Drop shipping is also available. Actual shipping charges are added to the order at the time of invoice.

## **RUSH CHARGES**

Orders which require shipment faster than standard need to have the required ship date confirmed prior to the placement of order. Rush orders will be subject to rush charges ranging from a minimum of 20% to a maximum of 50% of the complete order at full list prices. Rush charges are not subject to regular buying discounts. Rush charges will be confirmed prior to the acceptance of the order.

## **CUSTOM ORDERS**

Custom orders are subject to minimum quantities, special pricing and special shipping schedules. The particulars for custom orders will be quoted in advance.

## **CANCELLATION OF ORDERS**

Cancellation of an order for stock inventory products is subject to a 15% stocking fee. Cancellation of an order for custom products is subject to a 25-100% cancellation fee. The cancellation fee for custom products is determined by both the time the cancellation was received and the resale potential for the custom product. Cancellation fees are confirmed at the time the cancellation is received by Consort.

## RETURN POLICY

No merchandise may be returned without **prior** written authorization from Consort in the form of a Consort issued Return Authorization number. Returned items may be subject to a 15% restocking fee. Collect shipments will be refused. Buyer agrees to pay return freight and/or reasonable storage charges for the merchandise returned without prior authorization regardless of the merits of the return. Liability for lost or damaged product rests with the buyer until such return is duly authorized and accepted by Consort.

# CONSORT

DISPLAY GROUP

DISPLAY ONE | ABSTRACTA | KALAMAZOO BANNERWORKS | PODIA | DORI POLE | CUBITZ

2129 Portage Street | Kalamazoo, MI 49001

**phone:** 800.525.6424 | **fax:** 888.880.6341 | **web:** [www.consort.com](http://www.consort.com) | **email:** [info@consort.com](mailto:info@consort.com)